


SELECT
SERIES

XWL-810 Select Series COMPACT LED WORK LIGHT



"2 Lives in 1" Mount System

If one attachment point fails due to a collision, rotate to the next channel point and re-mount the light.

Compact and versatile,
this heavy duty work light
delivers 1500 lumens of illumination.



Features & Benefits

- Die cast aluminum housing, polycarbonate lens and nylon bezel - virtually unbreakable
- IP68 & IP69K- will withstand dust, dirt, salt spray, and is resistant to water submersion for up to 30 minutes
- Low noise constant current design - for EMI sensitive applications
- Improved thermal performance - uses A380 grade aluminum
- 4 beam patterns - get light where it's needed most
- 50,000+ hours LED service life and 5 year warranty



www.hamsar.com



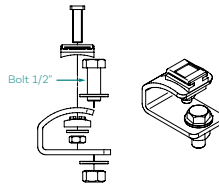
Specifications

Operating Voltage:	12 - 24Vdc
Operating Current:	1.2A @ 12Vdc 0.6A @ 24Vdc
Power Consumption:	14W
Temperature Range:	-40°C to +50°C
Ingress Protection:	IP68 & IP69K
Weight:	1.3lbs (0.6kg)
Housing:	Die Cast Aluminum Alloy A380 Black E-Coat
Lens:	Automotive Optical Grade Hard-Coated Polycarbonate
Connection:	6" Wire Lead
Polarity:	Reverse Voltage Protected
Vibration Resistance:	10-500Hz @ 5Grms
Mounting:	C-Bracket (Powder Coated Steel) Swivel Bracket (Zinc Dichromate Plating)
EMC Rated:	EMC EN 13309: 2010

Part #	Beam Pattern	Lumens	Operating Voltage
--------	--------------	--------	-------------------

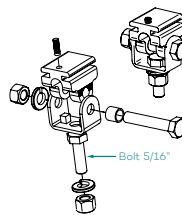
C-Bracket

81285	Spot	1500	12 - 24Vdc
81286	Wide Flood	1500	12 - 24Vdc
81287	Medium Flood	1500	12 - 24Vdc
81288	Hybrid	1500	12 - 24Vdc



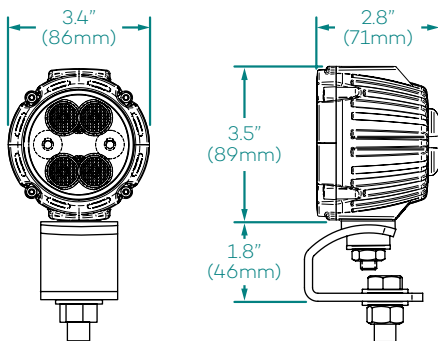
Swivel Bracket

81805	Spot	1500	12 - 24Vdc
81806	Wide Flood	1500	12 - 24Vdc
81807	Medium Flood	1500	12 - 24Vdc
81808	Hybrid	1500	12 - 24Vdc



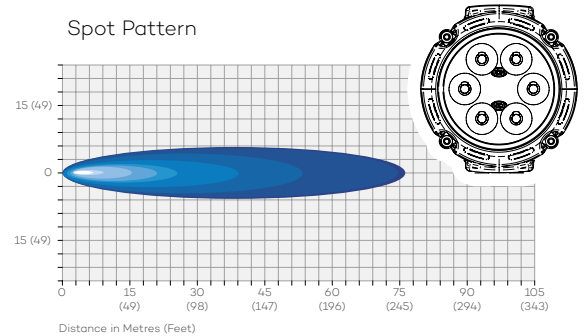
Accessories

HW02A	Hardware Kit C-Bracket
98189	Hardware Kit Swivel Bracket
98195	Easy Grip Handle - Black

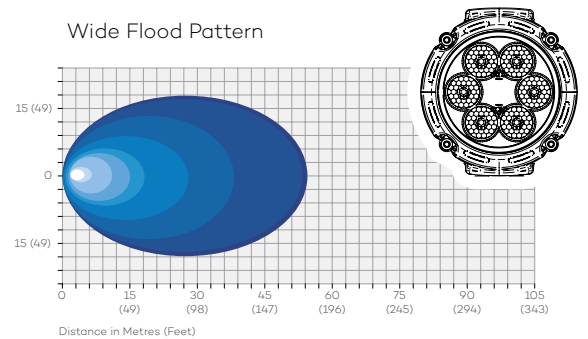


Beam Patterns

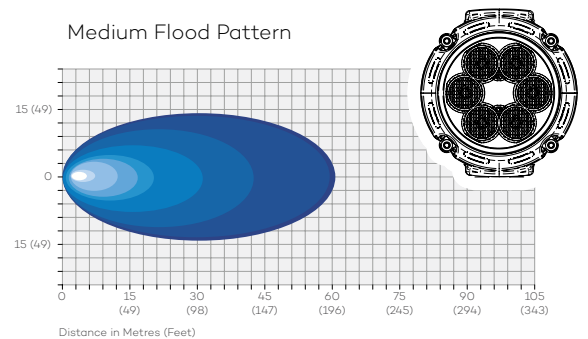
Spot Pattern



Wide Flood Pattern



Medium Flood Pattern



Hybrid Pattern

